



Fly to your next procedure....



U-Divide™ drawer divider system
included in every drawer!



...with our featherweight carts!

New Waterloo Lightweight Aluminum Cart



Antimicrobial
Surfaces

Cutaway Plastic Top

Minimizes wrist strain when writing or working on the cart's surface.

Dual Slide Out Shelves

Effectively doubles work surface!

**Drawer Dividers
INCLUDED!**

\$400

average savings!

Stylish Drawer Pulls

Attractive drawer pulls add style and offer a larger grabbing surface.

The patented U-Divide™ System included in every drawer!

Up to 40% Lighter Weight
than comparable steel carts.

New Waterloo **Lightweight Aluminum Cart**

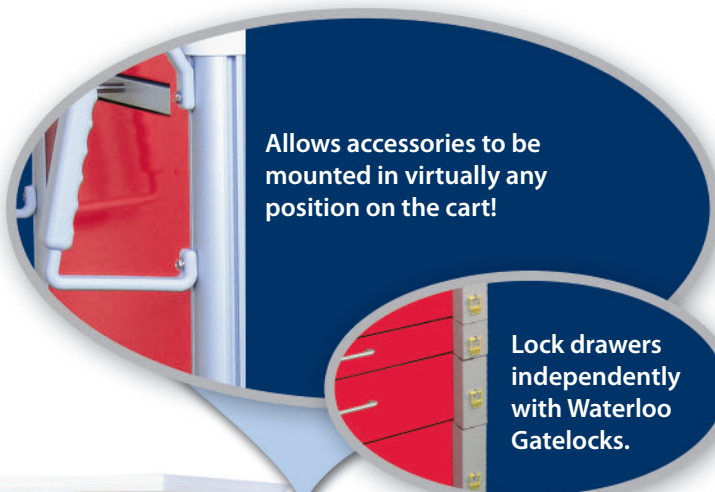
Ergonomic Push Handles

Cart control
has never
been easier!



Corner Mounting Tracks

Allows accessories to be
mounted in virtually any
position on the cart!



Lock drawers
independently
with Waterloo
Gatelocks.

Stabilizing Frame

Wider wheel base offers superior
stability during transport!



**Up to 40%
Lighter Weight**
than comparable
steel carts.



Tracking Caster

When engaged, acts
as a rudder to aid
maneuverability!



Crash Carts



Antimicrobial
Surfaces



CBB-8




OTB-4



IV-2



ER-SHLF



SS-M



SB-1



WNH-1



EMER-BOX



R-3


Anesthesia Carts



Antimicrobial
Surfaces




BSR-2



TD-1



WSB-1



TB-3, TB-4, TB-5, TB-6



DIVTRAY-ANES



BSK-2



R-3



UR-1, UR-2, UR-3



ORG-1L

Isolation Carts



BH-1



CR-1



BSK-2



R-3



WNH-1



Antimicrobial
Surfaces



Design Your Own

Locking Options



Breakaway Locking



Key Locking



Pushbutton Locking



Gate Locks (available as
Key or Breakaway)



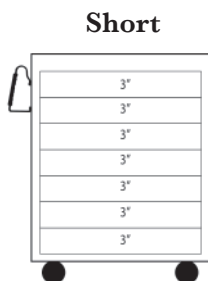
Electronic Locking



Proximity Locking

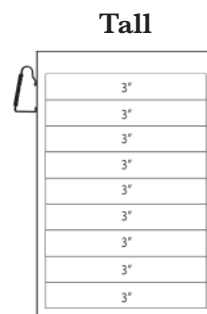
Cart Size Options

1. Choose a cart size (Short, Tall, X-Tall)
2. Select any combination of 3", 6", 9" or 12" drawers that fit within your cart's configurable drawer space.
3. Select drawer front colors based on color options below.



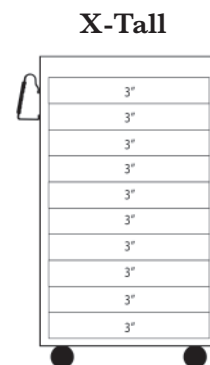
29"W x 24.5"D x 36"H

21" Configurable Drawer Space



29"W x 24.5"D x 42"H

27" Configurable Drawer Space



29"W x 24.5"D x 45"H

30" Configurable Drawer Space

Drawer Color Options



GRA-Charcoal



DKB-Dark Blue



ELB-Electric Blue



FWG-Fairway Green



LTB-Light Blue



LTG-Light Gray



NTL-Natural



ORG-Orange



PNK-Pink



RED-Red




SPG-Spring Green



TLG-Teal



VIL-Violet



WHT-White



WNE-Wine



YEL-Yellow



3730 E. Southern Ave.
Phoenix, AZ 85040

